IJIRSET
International Journal of Innovative Research in Science | Engineering | Technology

ISSN(O): 2319-8753
ISSN(P): 2347-6710

International Journal of Innovative Research in Science Engineering and Technology (IJIRSET)

(A Monthly, Peer Reviewed, Refereed, Scholarly Indexed, Open Access Journal)



Impact Factor: 9.935

Volume 15, Issue 5, May 2026

International Journal of Innovative Research of Science, Engineering and Technology (IJIRSET)

Impact Factor 9.935

|www.ijirset.com |A Monthly, Peer Reviewed & Refereed Journal| e-ISSN: 2319-8753| p-ISSN: 2347-6710|

Volume 15, Issue 5, May 2026

|DOI: 10.15680/IJIRSET.2026.1505083|

Result Analysis of Crop Leaf Disease Detection Severity using IP & ML Techniques with Remote Sensing

Ms. Rutuja Mhaske[1], Prof. V. S. Chaudhari[2]

ME Student, Department of Computer Engineering, Vishwabharti Academy's College of Engineering, Ahilyanagar, Savitribai Phule Pune University, Pune, Maharashtra, India[1]

Professor, Department of Computer Engineering, Vishwabharti Academy's College of Engineering, Ahilyanagar, Savitribai Phule Pune University, Pune, Maharashtra, India[2]

ABSTRACT: Here suggested system aims to create an intelligent solution for detecting and monitoring agricultural leaf diseases through image processing and machine learning techniques. The primary goal is to properly identify numerous types of diseases in crop leaves and estimate their severity in order to facilitate prompt intervention and crop management. A huge collection of diseased and healthy crop leaf photos is used for training, allowing the system to identify distinct patterns and symptoms associated with various diseases. Using modern Convolutional Neural Network (CNN) methods, the model can achieve high classification accuracy and offer accurate results even for complicated leaf images. The system is built as a Python-based online application, allowing farmers, agronomists, and researchers to upload leaf photos and receive quick results. Image processing techniques are used to improve features, segment sick areas, and extract useful data for machine learning models. The incorporation of remote sensing data adds environmental context, improves disease prediction, and enables precision agriculture operations. Overall, this research brings together modern AI and IoT-enabled agriculture technologies to create a real-time, scalable, and user-friendly platform for crop leaf disease monitoring. It not only aids in early identification but also guides farmers in implementing preventive steps, therefore boosting crop health, productivity, and sustainability.

KEYWORDS: Crop Leaf Disease Detection, Image Processing, Machine Learning, Convolutional Neural Network (CNN), Remote Sensing, Severity Monitoring, Python Web Application, Precision Agriculture, etc.

I. INTRODUCTION

The agricultural sector faces significant challenges due to crop diseases, which can severely impact yield and quality if not managed timely. Traditional methods of disease detection rely on manual inspection, which is time-consuming, prone to errors, and often inefficient for large-scale farms. To overcome these limitations, modern approaches use image processing and machine learning techniques to automatically identify and monitor crop leaf diseases. These techniques enable rapid analysis of visual symptoms and provide accurate assessments of disease severity, helping farmers take timely corrective actions.

In this project, we develop a Python-based web application that allows multiple crop leaf images to be uploaded and analyzed using advanced Convolutional Neural Network (CNN) models. CNNs are highly effective for image-based classification tasks because they automatically extract important features such as texture, color patterns, and shape irregularities from leaf images. The system is trained on a comprehensive crop leaf disease dataset, ensuring that it can detect various diseases with high accuracy. Additionally, image processing methods such as segmentation and enhancement are applied to improve the quality of input data and highlight infected regions for precise detection.

Furthermore, the integration of remote sensing data provides environmental information like temperature, humidity, and soil conditions, which are correlated with disease development and progression. This holistic approach enables the system to not only detect existing diseases but also predict potential outbreaks, supporting proactive crop management. By providing a user-friendly web interface, farmers and researchers can easily monitor crop health in real time, making the system scalable, accessible, and highly effective for precision agriculture.

International Journal of Innovative Research of Science, Engineering and Technology (IJIRSET)

Impact Factor 9.935

|www.ijirset.com |A Monthly, Peer Reviewed & Refereed Journal| e-ISSN: 2319-8753| p-ISSN: 2347-6710|

Volume 15, Issue 5, May 2026

|DOI: 10.15680/IJIRSET.2026.1505083|

II. PROBLEM STATEMENT

Traditional methods of crop disease detection rely on manual observation, which is slow, labor-intensive, and prone to human error. Farmers often cannot identify diseases in their early stages, leading to reduced yield and financial losses. There is a need for an automated, accurate, and efficient system that can identify multiple crop diseases, determine their severity, and provide timely insights through a user-friendly interface.

III. SYSTEM OVERVIEW

The system architecture comprises three main components: the image processing module, the machine learning module, and the remote sensing integration module. The image processing module receives input leaf images, enhances them, and segments the diseased regions to extract relevant features such as texture, color, and shape. These preprocessed features are then passed to the machine learning module, where a CNN model performs classification to identify the type of disease and estimate the severity of infection. The CNN architecture is specifically optimized to handle multiple crop leaf diseases and provide high accuracy even under varying environmental conditions.

The remote sensing module gathers environmental data including temperature, humidity, and soil parameters, which are combined with image-based analysis to improve prediction accuracy. This module ensures that the system considers environmental factors influencing disease progression, making the results more reliable for real-world applications. The web-based interface integrates these modules and allows users to upload images, view detection results, receive severity scores, and access actionable recommendations.

The system is designed for scalability, allowing the addition of new crop types, disease classes, and expanded datasets for training. Real-time processing ensures timely feedback for farmers and agronomists, while the modular design allows easy maintenance and upgrades. By combining image processing, machine learning, and environmental data integration, the system provides a complete solution for monitoring crop health, early disease detection, and severity assessment, thus supporting precision agriculture practices and improving crop productivity and sustainability.

IV. PROPOSED SYSTEM

The proposed system is designed as a Python-based web application that enables users to upload crop leaf images and receive instant disease detection results along with severity analysis. The system utilizes image processing techniques to enhance leaf images, segment diseased regions, and extract features such as color patterns, texture, and shape. These features serve as inputs to an advanced Convolutional Neural Network (CNN) model, which has been trained on a comprehensive crop leaf disease dataset for multi-class classification. The CNN model is capable of distinguishing between multiple disease types and healthy leaves with high accuracy, even under varying lighting and background conditions.

In addition to image-based analysis, the system integrates remote sensing data such as temperature, humidity, and soil conditions to improve disease detection and prediction. This enables a more holistic understanding of disease progression and environmental influences. Users can view results through an intuitive web interface, which displays identified disease types, affected areas on the leaf, and a severity score. The platform also generates alerts or recommendations for preventive measures, assisting farmers in decision-making.

The system is scalable, allowing new crop types and disease classes to be added as the dataset expands. It is also optimized for fast processing to provide near real-time feedback, making it suitable for large-scale agricultural applications. Overall, the proposed system combines multiple cutting-edge technologies to offer an automated, accurate, and user-friendly tool for modern precision agriculture.

International Journal of Innovative Research of Science, Engineering and Technology (IJIRSET)

Impact Factor 9.935

|www.ijirset.com |A Monthly, Peer Reviewed & Refereed Journal| e-ISSN: 2319-8753| p-ISSN: 2347-6710|

Volume 15, Issue 5, May 2026

|DOI: 10.15680/IJIRSET.2026.1505083|

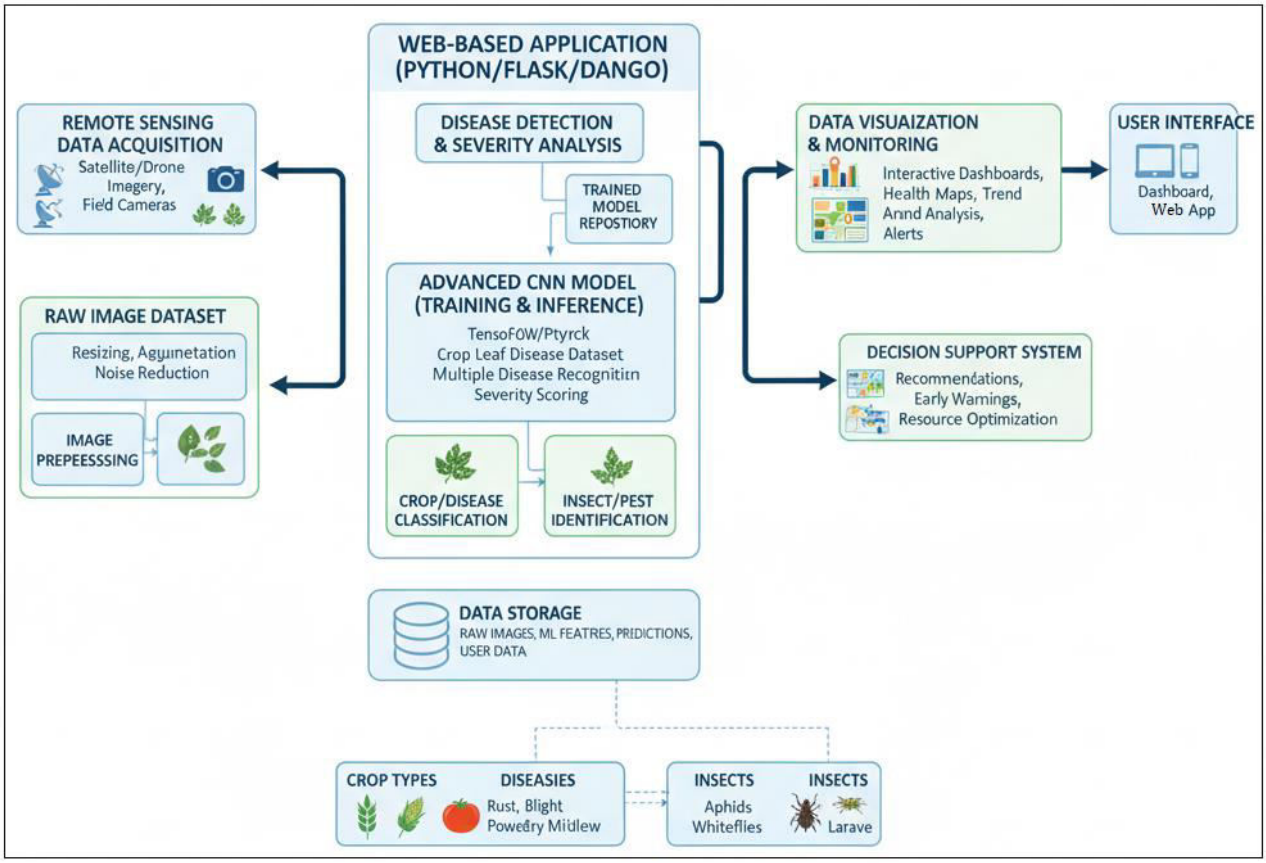

Fig.1: System Architecture Design

V. SYSTEM METHODOLOGY

The proposed system is developed as a Python-based web application to detect crop leaf diseases and analyze their severity using image processing and machine learning techniques. The system mainly works by taking leaf images as input, processing them, and using a trained Convolutional Neural Network (CNN) model to identify the disease. The complete process is divided into different steps to ensure accurate and efficient results.

- **Data Collection:-** The first step is to collect a large dataset of crop leaf images, including both healthy and diseased leaves. This dataset is used to train and test the machine learning model for better accuracy.
- **Data Pre-processing:-** The collected images are cleaned and processed by resizing, normalization, and removing noise. This step improves image quality and makes the data suitable for training the CNN model.
- **Image Processing:-** Image processing techniques are applied to enhance the leaf images and extract important features such as color, texture, and patterns. This helps in identifying visible disease symptoms.
- **Model Training (CNN Algorithm):-** A Convolutional Neural Network (CNN) model is trained using the prepared dataset. The model learns different features of healthy and diseased leaves and builds a pattern for classification.
- **Disease Detection and Classification:-** When a user uploads a leaf image, the system processes it and uses the trained CNN model to detect the disease and classify it into a specific category.
- **Severity Analysis:-** The system further analyzes the affected area of the leaf to determine the severity level (low, medium, high), which helps in understanding how serious the disease is.
- **Web Application Integration:-** The trained model is integrated into a web-based application developed in Python (Flask/Django). Users can upload images through a simple interface and get instant results.
- **Result Display:-** The system displays the detected disease name, severity level, and sometimes suggestions for treatment. This helps users take proper action quickly.

International Journal of Innovative Research of Science, Engineering and Technology (IJIRSET)

Impact Factor 9.935

|www.ijirset.com |A Monthly, Peer Reviewed & Refereed Journal| e-ISSN: 2319-8753| p-ISSN: 2347-6710|

Volume 15, Issue 5, May 2026

|DOI: 10.15680/IJIRSET.2026.1505083|

- **Performance Evaluation:-** The system is tested using different images to measure accuracy, precision, and performance. This ensures the system works efficiently in real-world conditions.

VI. RESULT ANALYSIS

The developed system for crop leaf disease detection was tested using a dataset of different crop leaf images. The system uses image processing and a Convolutional Neural Network (CNN) model to identify and classify various plant diseases. After training the model with the dataset, the system was able to detect diseases with good accuracy. The web-based application allows users to upload leaf images, and the system analyzes them to give the disease name along with its severity level. The results show that the system works efficiently in detecting multiple crop diseases and helps farmers in taking early action. Overall, the system provides fast and accurate results, making it useful for real-time agricultural monitoring.

- The system is able to detect different types of crop leaf diseases by analyzing images using image processing and CNN-based machine learning techniques, showing reliable performance in real-time conditions.
- After training the model with a large and well-structured dataset, the system achieves good accuracy in classifying healthy and diseased leaves, reducing chances of wrong predictions.
- The system not only identifies the disease but also analyzes the severity level (low, medium, high), which helps farmers take proper and timely action for treatment.
- The web-based application provides a simple interface where users can upload leaf images easily and get fast results without needing technical knowledge.
- The use of Convolutional Neural Network (CNN) improves feature extraction from images, allowing the system to detect even small patterns and symptoms of diseases.
- The system performs efficiently for multiple crop types and different disease categories, making it useful for practical agricultural applications.
- Early detection of diseases helps in reducing crop loss and improving overall productivity, which is beneficial for farmers and agriculture management.
- The model shows stable performance even with variations in image quality, lighting, and background conditions, though accuracy may slightly vary in extreme cases.

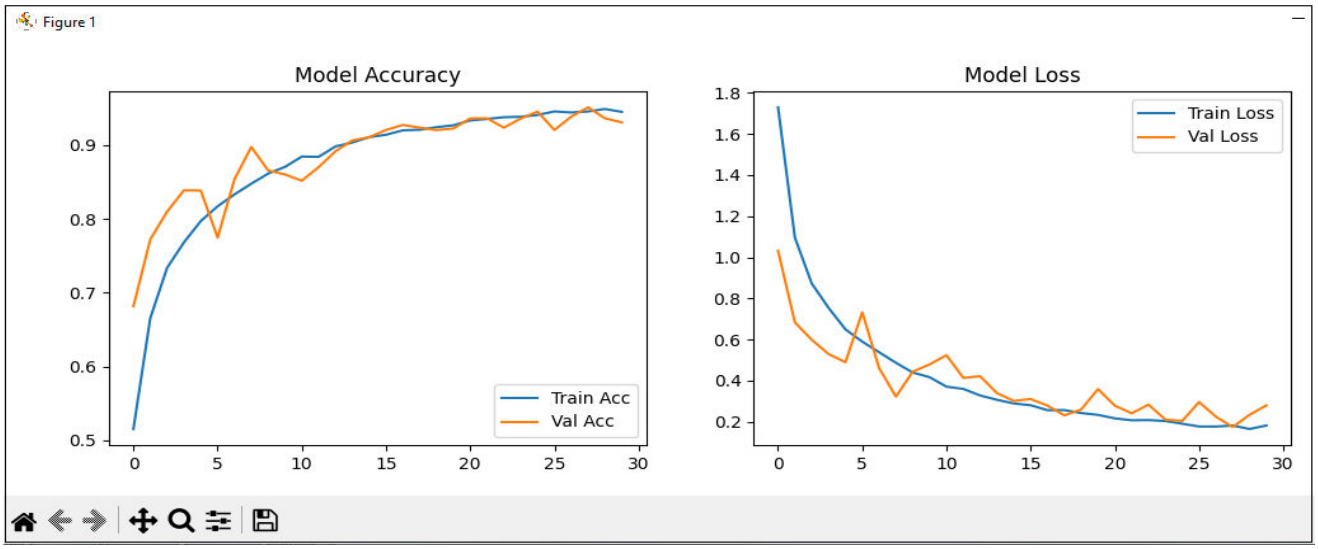

International Journal of Innovative Research of Science, Engineering and Technology (IJIRSET)

Impact Factor 9.935

|www.ijirset.com |A Monthly, Peer Reviewed & Refereed Journal| e-ISSN: 2319-8753| p-ISSN: 2347-6710|

Volume 15, Issue 5, May 2026

|DOI: 10.15680/IJIRSET.2026.1505083|

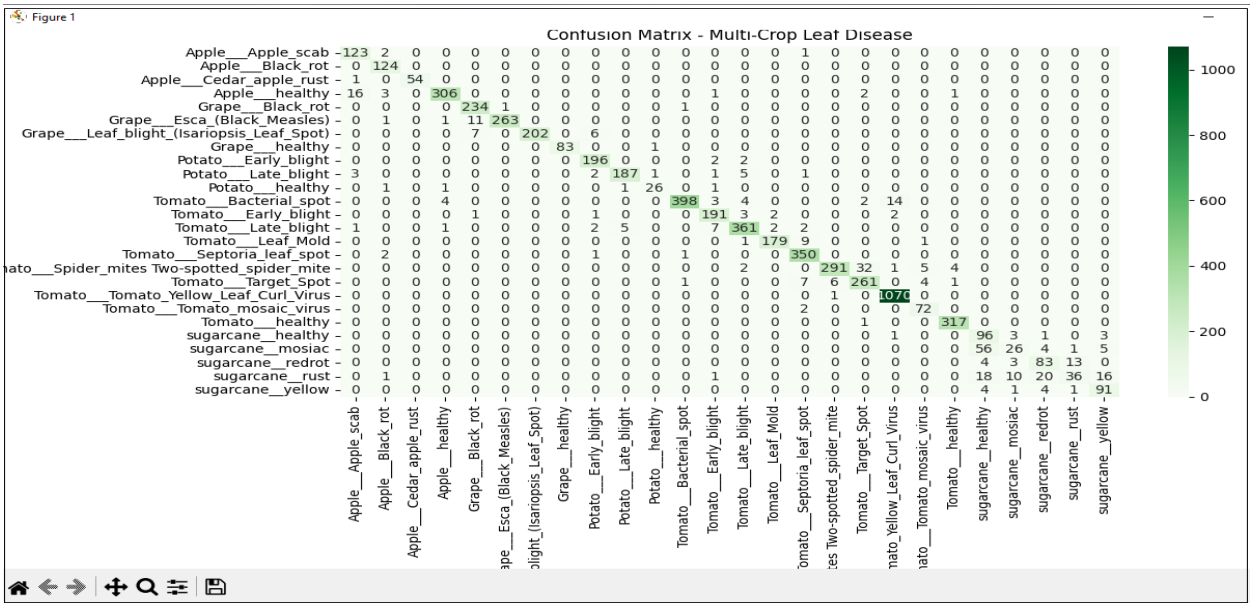

Fig.2: Result Analysis

VII. CONCLUSON

The project successfully demonstrates the proposed crop leaf disease detection system demonstrates the significant potential of integrating image processing, machine learning, and remote sensing technologies for precision agriculture. By leveraging advanced Convolutional Neural Networks (CNNs) and feature extraction techniques, the system can accurately identify multiple leaf diseases and assess their severity in real time. The inclusion of environmental data enhances prediction accuracy, providing a more holistic understanding of disease progression and enabling farmers to take timely preventive and corrective actions. This approach not only reduces manual labor and human error but also contributes to improved crop yield and sustainable farming practices.

The dev

elopment of a Python-based web application ensures accessibility and ease of use for various stakeholders, including farmers, researchers, and agronomists. The modular design of the system allows for future scalability, enabling the addition of new crop types, disease categories, and updated machine learning models. By providing clear visualizations, severity scores, and actionable recommendations, the system facilitates informed decision-making and enhances the effectiveness of disease management strategies. The combination of automated analysis, environmental context, and a user-friendly interface exemplifies how technology can transform traditional agricultural practices into modern, data-driven approaches.

VIII. ACKNOWLEGEMENT

I would like to sincerely thank the researchers and publishers for making their valuable resources available. I am also grateful to my guide for their constant support and guidance, and to the reviewers for their insightful suggestions. Finally, I thank the college authorities for providing the necessary infrastructure and support throughout the course of this project.

REFERENCES

[1] T. B. Shahi, C.-Y. Xu, A. Neupane and W. Guo, “Recent Advances in Crop Disease Detection Using UAV and Deep Learning Techniques,” Remote Sens., vol. 15, no. 9, art. 2450, 2023. DOI: 10.3390/rs15092450.

[2] W. Shafik, A. Tufail, C. D. S. Liyanage et al., “Using transfer learning-based plant disease classification and detection for sustainable agriculture,” BMC Plant Biol., vol. 24, Art. no. 136, 2024. DOI: 10.1186/s12870-024-04825-y.

[3] J. Yao, S. N. Tran, S. Sawyer and S. Garg, "Machine learning for leaf disease classification: data, techniques and applications," Artif. Intell. Rev., vol. 56, pp. 3571–3616, 2023. DOI: 10.1007/s10462-023-10610-4.

[4] B. Yang, X. (other authors), "A novel plant type, leaf disease and severity identification network (LDI-NET)," Sci. Rep., 2024. DOI: 10.1038/s41598-024-62452-x.

[5] M. Hamjajul Ashmafee, T. Ahmed, S. Ahmed et al., "An Efficient Transfer Learning-based Approach for Apple Leaf Disease Classification," J. (preprint / open access), 2023.

[6] K. Indira, "Classification of Plant Leaf Disease Using Deep Learning," Journal of Engineering and Innovation (JIE), 2024. DOI: 10.1007/s40031-024-00993-5.

[7] R. Polly, "Semantic segmentation for plant leaf disease classification using advanced deep learning," Comput. Electron. Agricult., 2024. DOI: 10.1016/j.compag.2024.107891.

[8] K. Chenni, "High-resolution leaf disease classification using deep learning — advancing agricultural monitoring," Proc. SPIE, 2025. DOI: 10.1117/12.3055893

[9] S. M. Alhammad, et al., "Deep learning and explainable AI for classification of potato leaf diseases," Frontiers in Artificial Intelligence, vol. 7, 2024. DOI: 10.3389/frai.2024.1449329.

[10] R. Polly, A. (other authors), "MCFFA-Net: Multi-Contextual Feature Fusion and Attention Guided Network for Apple Foliar Disease Classification," arXiv / conference or journal follow-up, 2022–2024.

INTERNATIONAL STANDARD SERIAL NUMBER INDIA

INNO SPACE
SJIF Scientific Journal Impact Factor

doi cross ref

निस्केयर
NISCAIR

INTERNATIONAL JOURNAL OF INNOVATIVE RESEARCH

IN SCIENCE | ENGINEERING | TECHNOLOGY

9940 572 462 6381 907 438 ijirset@gmail.com

www.ijirset.com

Scan to save the contact details